



L A S E R





Laser GLXi sedan.



Laser GLXi hatch.



Laser GLXi hatch



Laser GLXi sedan

Ford Laser started it all. Comfort. Performance. Reliability. Value. All in a good looking, right-size package. You'll find all those original qualities in abundance in today's up-to-the-minute edition, plus the safety of a driver's airbag – standard.

Laser LXi sedan with spirited 1.6 litre engine.




Laser LXi and GLXi. Check them out. In LXi, never before has so much style, so much room and so



many wanted features been so affordable. Spirited and economical 1.6L fuel injected engine. Power steering. Front disc brakes. 4-speaker stereo radio/cassette. GLXi gives

you top-of-the-line 1.8L EFI performance (with 4-wheel power disc brakes), plus luxurious comfort and appointments. And top value too when you compare with competitive offerings. Both available as hatch or sedan.





*Above:
Digital clock
4-speed
heater/vent.*

*Below:
Power Pack
option
available on
Laser GLXi
sedan and
hatch.*

The Laser driving experience is very big on room and comfort. And on safety – with a driver's airbag standard in every model. Every Laser is also big on features. Like tilt adjustable steering column; intermittent function on windscreen wipers; stylish seat fabrics; and a really great sounding stereo radio/cassette.


The Laser GLXi also gives you a height and tilt adjustable driver's seat and the option of the Power Pack comprising power windows and door locks, power mirrors, map reading spot lamps, front door courtesy lamps and illuminated entry.



*Left: Cup
holder
convenience
on GLXi.
Right: 60/40
split fold rear
seat back.*



GLX shown with optional Power Pack.



Laser's responsive engines are extremely fuel efficient. Five-speed manual transmission is standard.

A smooth changing "smart" four-speed auto is available as an option. Laser's impressive safety features include extensive structural



rigidity, enhanced by side intrusion beams in the doors. In the event of a sudden stop, anti-submarine front seats help prevent occupants from sliding down under seat belts, and seat belt web grabbers minimise seat belt pay-out. The height adjustable front seat belts provide added safety and comfort.

Laser offers optional "smart" 4-speed auto. As conditions change, the electronic control system adapts to compensate - resulting in consistently smooth gear changes year in, year out.

SPECIFICATIONS

	GLXi Sedan	GLXi Hatch	LXi Sedan	LXi Hatch
1.6 L 16 valve EFI engine	—	—	\$	\$
1.8 L 16 valve EFI engine	\$	\$	—	—
5-speed manual transmission	\$	\$	\$	\$
4-speed auto transmission	O	O	O	O
Front ventilated disc brakes	\$	\$	\$	\$
4-wheel power disc brakes	\$	\$	—	—
Driver airbag	\$	\$	\$	\$
Nimbus woven seat trim	—	—	\$	\$
Seratos velour seat trim	\$	\$	—	—
Windscreen wipers with intermittent control	\$	\$	\$	\$
Rear wiper/washer	—	\$	—	\$
Passenger vanity mirror	\$	\$	—	—
Tachometer	\$	\$	\$	\$
Height and tilt adjustable driver's seat	\$	\$	—	—
Adjustable front head restraints	\$	\$	\$	\$
"Headlamps on" warning chime	\$	\$	\$	\$
"Ignition key in" warning chime	\$	\$	\$	\$
Stereo radio/cassette player	\$	\$	\$	\$
Cup holder	\$	\$	—	—
Tilt adjustable steering wheel	\$	\$	\$	\$
Digital clock	\$	\$	\$	\$
Power Pack, including power door locks, power windows, body colour power side mirrors, map lamps, front courtesy lamps, illuminated entry	O	O	—	—

KEY: \$ = standard; O = optional; — = not available

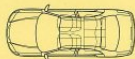
LASER SEDAN



1710



1420



4420

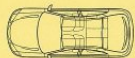
LASER HATCH



1710



1415



4215

Laser colours
and trim.



Black Emerald II



Silver Stone



Blaze Red



White Satin



Twilight Blue



Jewel Green



*LXI
Nimbus
cloth*



*GLXI
Stratos
velour*



Headlamp guards and bonnet protector help protect your vehicle from costly stone damage.

Ford Approved Accessories are designed to give your Laser more style, comfort, protection and versatility.



Weathershield available for driver and front passenger comfort.



Carry bars for extra versatility.



Plush carpet mats with anti-slip backing.



AN OWNERSHIP EXPERIENCE YOU'RE GOING TO LOVE.

Fordcare.

Fordcare is a whole range of programs, products and services designed to make Ford owners the most satisfied motor vehicle owners in Australia.

The well-being of your Ford is supported by these warranties and services:

New Vehicle Warranty.*


Covers your Ford against defects in factory materials or workmanship for the first 3 years or 100,000 km – whichever occurs first. When fitted at or prior to the time of vehicle delivery, Ford Approved Accessories are also covered by the Ford 3 Year/100,000 km 'Bumper to Bumper' Warranty.

Five Year Perforation Corrosion Warranty.*

Covers the original vehicle's body against perforation corrosion for the first five years of its life.

Lifelong Panel Warranty.*

Covers replacement of outer body panels against perforation corrosion for the life of the vehicle.



Ford Customer Assistance Centre.

We're always happy to hear from you and you will find us responsive to your needs. Customer Assistance Centre – Telephone 1800 333 306 (TOLL FREE), in Melbourne Telephone 9359 7023.

Ford Credit Financial Services.

Ford Leasing and Red Carpet Options are available to approved applicants of Ford Credit Australia Limited. Enquire at your Authorised Ford Dealer.

Fleet Communication Centre.

Our Fleet Communication Centre is available to assist fleet customers with information on Ford products and services. Telephone 1800 673 207.

Further information on these warranties and services may be obtained from your Authorised Ford Dealer.

Visit us on the Internet at <http://www.ford.com.au>

This brochure is designed to provide you with a general introduction to the Ford Products (including available optional equipment) referred to, and should be read in conjunction with the latest specification sheet. Because of changes in conditions and circumstances Ford reserves the right, subject to all applicable laws, at any time, at its discretion, and without notice, to discontinue or change the features, designs, materials, colours and other specifications and the prices of these products, and to either permanently or temporarily withdraw any such products from the market without incurring any liability to any prospective purchaser or purchaser. The latest specification sheet should be referred to for information on the availability, ordering and use of optional equipment. Always consult an Authorised Ford Dealer for the latest information with respect to features, specifications, prices, optional equipment and availability before deciding to place an order. *FORD MOTOR COMPANY OF AUSTRALIA LIMITED, (A.C.N. 004 116 223) Registered Office: 1733 Sydney Road, Campbellfield, Victoria 3061, Australia. Printed November 1997. #Conditions and exclusions apply. See your Authorised Ford Dealer for details. PCL 4832





LASER

KN SERIES

KM SERIES

COLOUR RANGE



AQUAMARINE
(METALLIC)



BLAZE RED
(SOLID)



STARLIGHT SILVER
(METALLIC)



GOLD DUST
(METALLIC)



TWILIGHT BLUE
(METALLIC)

WHITE SATIN
(SOLID)



AMAZON GREEN
(METALLIC)

INTERIOR TRIM COMBINATIONS

	GREY MOSAIC WOVEN CLOTH	GREY INCA VELOUR
SPORTS HATCH LXi	✓	
SPORTS HATCH GLXi		✓
SEDAN LXi	✓	
SEDAN GLXi		✓

PLEASE NOTE:

The paints, colours, trims, combinations and information described depicted and referred to in this selector are to be used only as a general guide in the selection of a vehicle. Vehicle paint colours will differ in varying degrees from those depicted herein.

Ford Motor Company of Australia Limited reserves the right at any time and without notice to discontinue or change the specifications descriptions colours and designs of the paints, colours, trims and combinations thereof as described and referred to herein, to add or delete any paint colour, trim or combination thereof to or from the range described or referred to herein and to temporarily suspend or restrict the use of any paint colour, trim or combination thereof listed or referred to herein without incurring any liability whatsoever for so doing.

Always consult your Authorised Ford Dealer for the latest information on the availability of paints, colours, trims and combinations before deciding to place an order for a vehicle.

PRINTED OCTOBER 1998

Standard Equipment Ford Laser LXi & GLXi, Hatch & Sedan

FEATURES:

MECHANICAL

	LASER HATCH LXi	GLXi	LASER SEDAN LXi	GLXi
5 door hatch	•	•		
4 door sedan			•	•
1.6 litre DOHC EFI 4 cylinder				
16 valve engine	•		•	
1.8 litre DOHC EFI 4 cylinder				
16 valve engine		•		•
5 speed manual transmission	•	•	•	•
4 wheel independent suspension	•	•	•	•
Front and rear stabiliser bars	•	•	•	•
Front disc brakes	•	•	•	•
Rear drum brakes	•	•	•	•
Rear disc brakes		•		•
Power steering	•	•	•	•

EXTERIOR

14" x 5.5" steel wheels with full wheel covers	•	•	•	•
185/65 R14 tyres	•	•	•	•
Body coloured front and rear bumpers	•	•	•	•
Black rear spoiler with high mounted stop light	•	•		
Black mechanical remote exterior mirrors	•	•	•	•
Black door handles	•	•	•	•
Black bodyside protection mouldings	•	•	•	•
Black front mudflaps	•	•	•	•
Black rear mudflaps	•	•	•	•
Stone guard	•	•	•	•
Tinted laminated front windscreen	•	•	•	•
Tinted side and rear glass	•	•	•	•
2 speed front windscreen wipers with intermittent feature	•	•	•	•

INTERIOR

Driver airbag	•	•	•	•
Tilt adjustable steering column	•	•	•	•
Remote boot release	•	•	•	•
Remote fuel filler door release	•	•	•	•
Driver's footrest	•	•	•	•

FEATURES:

INTERIOR (Continued)

Driver's seat tilt and height adjustment		•		•
Height adjustable front seat head restraints	•	•	•	•
Integrated rear seat head restraint	•	•	•	•
60/40 split fold down rear seat	•	•	•	•
3 point front seat belts with height adjustable pivot point	•	•	•	•
"Nimbus" cloth seat trim				
"Stratos" brushed velour & cloth seat trim combination		•		•
Moulded door trims with cloth insert	•	•	•	•
Moulded cloth headlining	•	•	•	•
Carpeted passenger and luggage compartment floor	•	•	•	•
Prismatic day/night interior rear view mirror	•	•	•	•
Passenger's sunvisor with vanity mirror	•	•	•	•
Driver's sunvisor with ticket holder	•	•	•	•
Centre console	•	•	•	•
Lockable glove box	•	•	•	•
Upper glove box (where passenger air bag not fitted)	•	•	•	•
Sunglasses compartment	•	•	•	•
Front door map pockets	•	•	•	•
Front passenger seat back pocket	•	•	•	•
Cup holder	•	•	•	•
Front and rear ashtrays	•	•	•	•
Ignition key illumination	•	•	•	•
Interior lamp	•	•	•	•
Boot lamp	•	•	•	•
Cigarette lighter	•	•	•	•
Adjustable instrument panel illumination	•	•	•	•
Gauges: Speedometer, tachometer, odometer, tripmeter, fuel, engine temperature	•	•	•	•

FEATURES:

INTERIOR (Continued)

Warning lights: Park brake on, turn signal/hazard, high beam, seat belt, door ajar, rear window demister, low fuel oil pressure, alternator, (air bag where fitted)	•	•	•	•
Warning tones: Headlights left on, key in ignition	•	•	•	•
Rear windscreen demister	•	•	•	•
Side window demister vents	•	•	•	•
AM/FM stereo radio and auto reverse cassette player with 4 speakers and programmed anti-theft feature	•	•	•	•
Digital quartz clock	•	•	•	•

OPTIONS

4 speed automatic	OPT	OPT	OPT	OPT
Air conditioning (dealer fitted)	OPT	OPT	OPT	OPT
Power Pack	N/A	OPT	N/A	OPT

Comprises: Power windows

Power locks

Power exterior mirrors

Colour keyed exterior mirror housings

Illuminated entry

Front door puddle lights

N/A = Not available

OPT = Optional

ACCESSORIES

	LASER HATCH LXi	GLXi	LASER SEDAN LXi	GLXi
Headlamp guards	•	•	•	•
Bonnet protector	•	•	•	•
Weathershields	•	•	•	•
Carpet mats	•	•	•	•
Tow bar - 500 kg	•	•	•	•
Carry bars	•	•	•	•

FORD LASER



Ford Laser Specifications

Engine	1.6 LXI	1.8 GLXi
Displacement (cc)	1598	1840
Bore & Stroke (mm)	78.0 x 83.6	83.0 x 85.0
Cylinder head	Aluminium alloy	Aluminium alloy
Engine block	Cast iron	Cast iron
Compression ratio	9.0 : 1	9.0 : 1
Fuel system	Sequential multipoint electronic fuel injection	
Fuel (Octane Rating)	91	91
Cylinders	In-line 4	In-line 4
Max Power DIN kW/rpm	80/6000	92/6000
Max Torque Nm/rpm	143/3500	160/4000

Steering		
Power assisted rack and pinion system		
Lock to lock (turns)	3.0	
Minimum turning circle (metre)	10.2	
Steering ratio	17.0 : 1	

Brakes	1.6 LXI	1.8 GLXi
Front	Ventilated discs Diameter 257mm	Ventilated discs Diameter 257mm
Rear	Drum Diameter 200mm	Solid disc Diameter 251mm

Dimensions (Metric)	Hatch	Sedan
Exterior (mm)		
Overall length	4215	4420
Overall width	1710	1710
Overall height	1415	1420
Wheelbase	2605	2605
Front overhang	840	840
Rear overhang	770	975
Front track	1460	1460
Rear track	1460	1460
Ground clearance (at gross vehicle mass)	150	150

Interior (mm)		
Front headroom	996	996
Front legroom	1055	1055
Front shoulder room	1380	1380
Rear headroom	925	949
Rear legroom	880	905
Rear shoulder room	1360	1361

General				
Luggage capacity (litres)				
- Seats upright	290		427	
- Seats folded	498		-	
Fuel tank capacity (litres)	55		55	
Kerb weight (kg)				
- Manual	1098	1113	1088	1098
- Auto	1123	1133	1113	1118

Suspension

Front	Rear
• Independent McPherson struts	• Independent "Quadralink" struts
• Eccentric coil springs	• Eccentric coil springs
• Stabiliser Bar	• Stabiliser Bar

1.6 suspension calibrated for optimum ride comfort
1.8 suspension calibrated for optimum handling performance

Transmissions and Ratios (: 1)

	1.6 LXI Manual	1.6 LXI Automatic	1.8 GLXi Manual	1.8 GLXi Automatic
1st gear ratio	3.416	2.800	3.307	2.800
2nd gear ratio	1.942	1.540	1.833	1.540
3rd gear ratio	1.290	1.000	1.310	1.000
4th gear ratio	0.972	0.700	1.030	0.700
5th gear ratio	0.775	-	0.795	-
Reverse ratio	3.214	2.333	3.166	2.333
Final drive ratio	4.388	4.058	4.105	3.833

Selected Fuel Consumption Data

This data is based on AS2877 Tests conducted for Ford

	1.6 LXI Manual	1.6 LXI Automatic	1.8 GLXi Manual	1.8 GLXi Automatic
City litres/100km	8.5	10.0	9.5	10.5
Highway litres/100km	6.2	6.8	6.7	7.2

These figures are obtained from controlled laboratory tests conducted for Ford Motor Company of Australia Limited to Australian Standard AS2877 and are provided to assist you in comparing the fuel consumption of Laser LXI and GLXi Hatch and Sedan, with other vehicles. The actual fuel consumption you achieve will depend, however, on many factors, including your driving habits, the prevailing conditions and your vehicle's equipment, condition and use.

About this specification sheet. This sheet is designed to provide you with selected specification data for the Ford products which have been described in a general way in the relevant brochure. Because of changes in conditions and circumstances Ford reserves the right, subject to all applicable laws, at any time, at its discretion, and without notice to discontinue or change the features, designs, materials, colours and other specifications and the prices of its products, and to either permanently or temporarily withdraw any such products from the market without incurring any liability to any prospective purchaser or purchaser.

Because of variations which occur in manufactured products, all capacities, measurements, dimensions and weights quoted in the relevant brochure and this specification sheet should be taken as approximate only.

Always consult an Authorised Ford Dealer for the latest information with respect to features, specifications, prices, optional equipment and availability before deciding to place an order.

* FORD MOTOR COMPANY OF AUSTRALIA LIMITED
A.C.N. 004 116 223
Registered office:
1735 SYDNEY ROAD, CAMPBELLFIELD, VICTORIA 3061

FORDcare



All Ford vehicles sold through Australia are backed by Fordcare after sales service. Fordcare is comprised of a number of individual service products designed exclusively for Ford vehicles and their drivers. These include technical support back-up, diagnostic equipment, approved Ford/Motorcraft replacement parts and parts and service warranties.

3 YEAR/100,000km WARRANTY



Every new Ford car and light truck purchased from January 1, 1997 now includes a comprehensive 3 Year/100,000km "Bumper to Bumper" warranty.

It covers your Ford against defects in factory materials or workmanship for the first 3 years or 100,000km - whichever occurs first.

When fitted prior to vehicle delivery, Ford Approved Accessories are also covered by the Ford 3 Year/100,000km Express New Vehicle Warranty.

